SMARTER
SMEs
Strategic Mindsets and Redesigned
Technological Environments Regenerate

TUTORING KIT

From Strategic Analysis to the Implementation of Enabling Technologies (with Success Stories)



Funded by the European Union. Views and opinions expressed are however those of the author(s) only and do not necessarily reflect those of the European Union or the European Education and Culture Executive Agency (EACEA). Neither the European Union nor EACEA can be held responsible for them.

Project number 2023-1-IT01-KA220-VET-000156018
with support from the European Commission.

Co-funded by the
Erasmus+ Programme
of the European Union

Project Partners

CHAPTER 1

AWARENESS RAISING



PURPOSE

This phase focuses on building awareness within SMEs about the opportunities, benefits, and challenges of digital transformation.

The aim is not to highlight problems but to inspire curiosity, reduce fear, and encourage an active attitude toward innovation.

Tutors should:

- Organize **workshops** and participatory sessions to foster engagement.
- Share **real case studies** from their territory demonstrating successful digital transitions.
- Partner with other **regional institutions** to create synergies and credibility.

Entrepreneurs/SMEs should:

- Actively participate in learning sessions.
- Research digital trends relevant to their business.
- Identify internal goals that digital tools could support.
- Communicate openly about doubts or resistance toward digital changes.

RESPONSIBILITIES

Tutor

- Focus on informing about benefits rather than problems.
- Organize awareness sessions and facilitate networking.
- Provide examples and data to demystify technology.

Entrepreneur/SME

- Engage in dialogue and learning.
- Reflect on internal needs and ambitions.
- Collaborate transparently with the tutor during sessions.

KEY TECHNOLOGIES AND CONCEPTS

Internet of Things (IoT)

Description The Internet of Things connects physical devices — such as sensors, appliances, vehicles, and machines — to the internet, allowing data collection and exchange. It enables automation, remote monitoring, and smarter decision-making across sectors like manufacturing, agriculture, and logistics.

Benefits

- Real-time monitoring and predictive maintenance.
- Operational efficiency and cost reduction.
- Enhanced customer experience through connected services.

Challenges

- Security risks and data-management complexity.
- Interoperability issues between manufacturers.
- Significant initial investment.

Success Story: Collaborative Robotics

A small industrial company producing automotive components implemented a **collaborative robot** to load and unload machines safely in a small workspace. Results: increased productivity, improved workplace safety, flexibility to switch parts, and lower setup costs thanks to virtual testing.

Success Story: Real-Time Production Monitoring

A machining company implemented an IoT system tracking KPIs and enabling predictive maintenance. Results: higher efficiency, reduced downtime, and improved planning.

Success Story: Container Logistics via IoT

An SME developed **IoTPASS™**, a device combining tracking, door-open detection, and temperature sensing for container visibility worldwide. Results: improved safety, transparency, and scalability.

Success Story: Industrial Paint Line Monitoring

A powder-coating SME installed real-time sensors for quality control. Results: fewer errors, full data traceability, stronger reputation as a modern and reliable supplier.

Artificial Intelligence (AI)

Description

AI systems perform tasks requiring human intelligence — learning, reasoning, and problem-solving.
Applications include autonomous systems, predictive analytics, and intelligent customer interaction.

Benefits

- Improved decision-making through data insights.
- Enhanced personalization and efficiency.
- Reduced operational costs via automation.

Challenges

- Data dependency and potential bias.
- High development and maintenance costs.
- Ethical and privacy concerns.

Success Story: AI-Based Time Prediction

An EDM company used AI to estimate production times and costs more accurately, reducing errors and improving response speed.

Success Story: AI-Driven Automation

A supply-chain SME automated invoices, orders, and communications using AI, cutting manual work and improving data accuracy.

Success Story: AI for Education

A research hub developed voice-AI tools for literacy support, reducing teacher workload and improving learning outcomes.

ybersecurity

Description

Cybersecurity safeguards systems, networks, and data against attacks or unauthorized access — vital for business trust and continuity.

Benefits

- Risk reduction and compliance with standards.
- Business continuity and customer confidence.

Challenges

- High costs of comprehensive protection.
- Rapidly evolving threats and skill shortages.

Success Stories

- **Cybersecurity Compliance & Risk Management:** an SME adopted ISO 27001 / TISAX / IEC 62443, achieving lower risk and stronger market trust.
- **Product Cybersecurity**: integrating compliance into industrial products for global competitiveness.
- **OT Asset Discovery:** real-time detection of connected assets to reduce incidents.
- **Cyber Audits**: internal and external testing improved staff awareness and executive reporting.

Virtual Reality (VR) & Augmented Reality (AR)

Description

Immersive technologies that simulate or enhance real-world environments for learning, design, and marketing.

Benefits

- Enhanced training and safety.
- Improved customer engagement and design innovation.
- Competitive differentiation.

Challenges

- Equipment cost and technical complexity.
- Limited adoption and content-creation demands.

Success Stories

- **Cultural Heritage with AR:** youth engagement through 360º experiences.
- **VR Recruiting Tool:** immersive company tours for apprenticeships.
- **AR Marketing:** interactive catalogs with 3D models.
- **VR Tourism**: virtual access to historical sites worldwide.

Shared data spaces

Description

Collaborative digital environments enabling multiple stakeholders to share and use data securely under common governance.

Benefits

- Easier, trusted data sharing and interoperability.
- Smarter decisions and reduced duplication.

Challenges

- Need for clear rules and privacy protection.
- Setup cost and data-quality assurance.

Success Story: Industrial Cyber Data Sharing

Companies collaborated to exchange cybersecurity information, enabling faster threat detection, lower costs, and stronger market trust.

End of Module 1 – Awareness Raising





CHAPTER 2

NEEDS ANALYSIS

PURPOSE

This phase aims to identify the current situation, challenges, and opportunities of the SME. It provides the foundation for defining priorities and selecting technologies aligned with business goals and available resources.

- Conduct a detailed assessment of the SME's context and operations.
- Identify areas with the greatest potential for digital improvement in the sector.
- Prioritize needs based on SME objectives and resources.
- Facilitate open discussions about perceived challenges.

- Participate fully in assessment activities.
- Share accurate information about process inefficiencies.
- Communicate priorities and constraints openly.
- Be receptive to feedback and set realistic expectations for digital adoption.

RESPONSIBILITIES

- Structure the diagnostic process (surveys, interviews, mapping).
- Guide the SME through objective analysis tools.
- Help translate findings into concrete goals.

- Provide transparent information about operations and current difficulties.
- Collaborate with staff to identify internal constraints and strengths.
- Be open to identifying realistic digital solutions.

STRATEGIC ANALYSIS TOOLS - PESTLE ANALYSIS

PESTLE helps SMEs analyze their external environment by identifying Political, Economic, Social, Technological, Legal, and Environmental factors that influence their business.

P – Political: Government rules, taxes, trade policies, and stability.
Example: New tax laws or import restrictions.

E – Economic: Economic conditions such as prices, interest rates, and inflation.
Example: High inflation affects costs and consumer spending.

S – Social: Societal trends including demographics, lifestyles, and values.
Example: More people buying online or preferring eco-friendly products.

T – Technological: Emerging tools or software that may help or threaten business models.
Example: Competitors adopting an innovative app.

L – Legal: Legislation affecting operations such as labor or safety laws.
Example: Changes in labor regulations.

E – Environmental: Sustainability, climate, or ecological issues.
Example: Drought impacting production or pressure to reduce waste.

Understanding your environment helps you stay ahead of risks and seize opportunities.

STRATEGIC ANALYSIS TOOLS - GAP ANALYSIS

"If you don't know the gap, you can't close it."
This tool highlights discrepancies between the current and desired state of performance.

Current State	Desired State	Gap	Action Plan
Website not mobile responsive	Fully responsive website	Mobile access	Hire web developer
Sales = €80K/month	Goal: €100K/month	€20K gap	Improve marketing, add new product line

GAP Analysis clarifies where improvements are needed and translates insights into concrete actions.
It supports **data-driven planning** by linking objectives with performance indicators.

STRATEGIC ANALYSIS TOOLS - BUSINESS MODEL CANVAS

A visual framework to describe how a business creates and delivers value.
It helps identify relationships between strategic, operational, and financial elements.

Element	Guiding Questions
1. Customer Segments	Who are your main customers or target groups?
2. Value Proposition	What problems do you solve? What makes your offer unique?
3. Channels	How do you reach and communicate with customers?
4. Customer Relationships	How do you interact and maintain loyalty?
5. Revenue Stream	How does your business earn income (sales, fees, subscriptions)?
6. Key Resources	What assets are essential (people, technology, capital)?
7. Key Activities	What actions are crucial to deliver your value proposition?
8. Key Partners	Who supports you (suppliers, alliances, platforms)?
9. Cost Structure	What are your major costs and variable expenses?

Using this canvas provides a one-page overview of the company's structure and enables the alignment of digital initiatives with business goals.

Business Model Canvas framework for strategic alignment

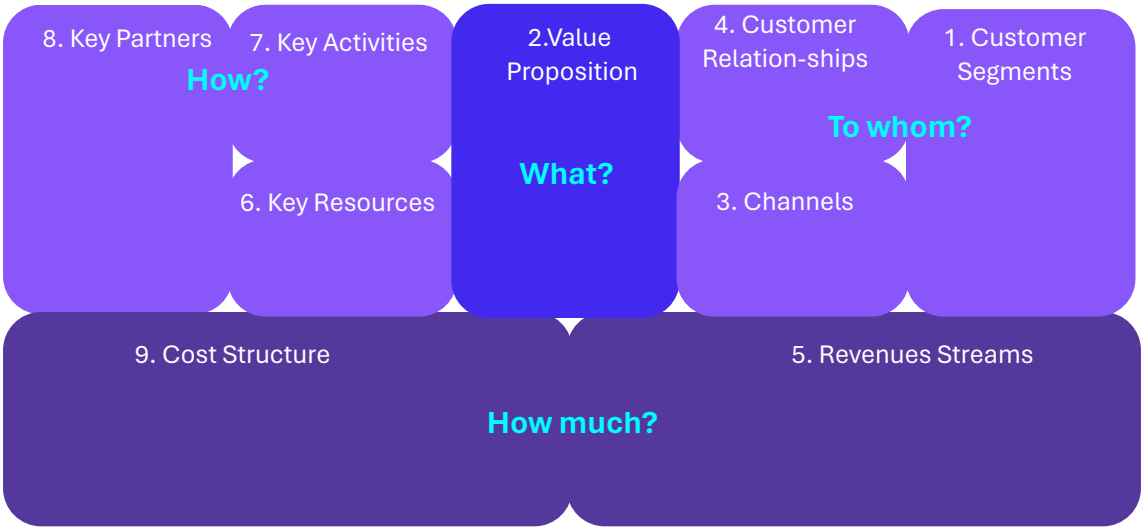

STRATEGIC ANALYSIS TOOLS - SWOT ANALYSIS

Before planning ahead, it's essential to know where you stand.
The SWOT matrix identifies internal and external factors influencing your competitiveness.

Category	Guiding Questions	Examples
Strengths (Internal, Positive)	What do you do well? What are your advantages?	Skilled team, loyal customers, strong brand
Weaknesses (Internal, Negative)	Where do you struggle? What needs improvement?	Limited budget, outdated tech, low visibility
Opportunities (External, Positive)	What trends or changes can help you grow?	Growing online demand, new markets, tech innovation
Threats (External, Negative)	What risks could affect your business?	Raising costs, new competitors, regulatory changes

SWOT helps to build on **strengths, address weaknesses**, recognize **opportunities** and prepare for **external risks**. It is especially useful to connect digital transformation priorities with internal capabilities and external dynamics.

OUTCOME

By the end of the *Needs Analysis* phase, both tutor and SME should have:

- A clear diagnostic overview of internal operations and external context.
- Prioritized opportunities for digital improvement.
- Defined areas where technology can bring measurable value.
- A shared understanding of constraints, expectations, and success factors.

End of Module 2 – Needs Analysis





CHAPTER 3

DEFINING STRATEGY

PURPOSE

This phase focuses on helping the SME define a comprehensive **Digital Transformation Strategy** that aligns technology adoption with business goals, capacity, and resources. The strategy must be realistic, phased, and tailored to the SME's **digital maturity**.

Tutors should:

- Support the SME in researching reputable technology providers and creating shortlists of partners.
- Facilitate meetings to ensure alignment with the SME's sector and objectives.
- Encourage transparent communication of expectations and long-term goals.

Entrepreneurs/SMEs should:

- Engage actively in partner selection.
- Evaluate scalability, integration, and support options.
- Consider the long-term compatibility of chosen solutions.

ARTIFICIAL INTELLIGENCE (AI) IN INDUSTRY

Description

Artificial Intelligence in industry applies intelligent systems and algorithms to optimize and automate processes such as manufacturing, logistics, maintenance, and quality control. It is a **core driver of Industry 4.0**, transforming traditional production into **smart factories** that make data- driven decisions.

Key Applications

- **Machine Learning (ML):** enables systems to learn from data and improve over time.
- **Computer Vision:** analyzes images and video for inspection and quality control.
- **Natural Language Processing (NLP):** automates document analysis and customer communication.
- **Digital Twins:** simulate machines or processes virtually for optimization.
- **Industrial Internet of Things (IIoT):** connects physical devices to AI systems.

Main Impacts

- Increased productivity and throughput.
- Reduced downtime and maintenance costs.
- Improved product quality and faster decision-making.
- Enhanced safety in hazardous environments.
- Scalability with lower marginal costs.

Challenges

- Data availability and quality.
- Workforce upskilling and change management.
- Integration with legacy systems.
- Cybersecurity and privacy.
- Initial investment for advanced systems.

ARTIFICIAL INTELLIGENCE FOR SERVICE PROVIDERS AND NGOS

Description

AI supports small service providers and NGOs by automating repetitive tasks, analyzing data, and improving customer engagement — even with limited technical teams or budgets.
Cloud-based and no-code AI platforms allow quick adoption.

Key Applications

- **Machine Learning (ML):** analyzes historical data to identify patterns or predict outcomes.
- **Natural Language Processing (NLP):** improves accessibility and communication (e.g. translation, summarization).
- R**obotic Process Automation (RPA):** automates administrative tasks.
- **Computer Vision (CV):** automates document or image recognition.
- **Recommendation Engines:** personalize content or services.
- **Speech Recognition (SR):** transcribes and interprets audio input.
- **Cloud AI Platforms:** scalable, ready-to-use AI tools from providers like Google Cloud, AWS, or Azure.

Main Impacts

- Increased efficiency and faster response times.
- Better decision-making through data-driven insights.
- Personalized client experiences.
- Cost reduction and scalability without large teams.

Challenges

- Data privacy and security compliance.
- Need for staff training and change management.
- Possible bias if datasets are incomplete or poor-quality.
- Upfront integration costs.

ARTIFICIAL INTELLIGENCE IN COMMERCE

Description

AI is revolutionizing commerce by enhancing understanding of customer behavior, automating operations, and supporting data-driven decisions.
From small e-commerce sites to large retailers, AI helps personalize shopping experiences and optimize pricing, logistics, and marketing.

Technologies Behind Commerce AI

- **Machine Learning (ML), Natural Language Processing (NLP), Robotic Process Automation (RPA), Computer Vision (CV), Speech Processing (SP) and Speech Recognition (SR)**
- **Dynamic Analytics & BI Tools** with AI enhancements**.**
- **Data Analytics & BI Tools** with AI enhancement.
- **Cloud AI Platforms for Commerce** such as Shopify AI, AWS AI for Retail, Microsoft Azure AI, and Wix AI.

Main Impacts

- Higher conversion rates and customer retention.
- Cost savings through automation.
- Real-time adaptation to market trends.

Challenges

- GDPR and data-privacy compliance.
- Implementation costs and staff training.
- Trust in AI-based decisions.
- Integration with existing systems.

TECHNOLOGY IN AGRICULTURE

Description

Technological innovation such as precision farming, smart irrigation , drones, and automated machinery — has transformed agriculture, improving productivity and resource efficiency.
These tools help monitor crops, reduce fertilizer use, and optimize energy and water consumption, ensuring food quality and safety.

Main Impacts

- Increased efficiency through automation and data-driven decisions.
- Enhanced crop monitoring and yield optimization.
- Water and energy conservation.
- Improved sustainability and competitiveness.

Challenges

- High equipment costs for small farmers.
- Limited connectivity and digital infrastructure.
- Technical knowledge gaps requiring training.
- Ethical use and protection of agricultural data.

CYBERSECURITY AND THE NIS2 DIRECTIVE

Description

The **NIS2 Directive** strengthens cybersecurity across essential sectors (energy, health, transport, and digital services) in the EU.
It sets clear obligations for companies to protect networks, manage risks, and report incidents promptly.

Main Impacts

- Stronger protection and risk management.
- Faster detection and reporting of cyber incidents.
- Better preparedness and training for staff.
- More transparency and trust through information sharing.

Challenges

- Implementation costs for SMEs.
- Organizational change requirements.
- Complex compliance rules.
- Supply-chain security obligations.

Implementation Steps

1. **Understand Requirements:** Review obligations and clarify if the company qualifies as “essential” or “important.”
2. **Assess Current Security:** Evaluate policies, infrastructure, and awareness.
3. **Build Policies:** Develop written risk-management and incident-response plans.
4. **Strengthen Defenses:** Update systems, enforce authentication, and monitor networks.
5. **Train Staff :** Raise awareness and repeat training regularly.
6. **Monitor & Improve:** Track incidents, report as required, and review annually.

MIRO BOARDS FOR COLLABORATION

Description

Miro is a digital whiteboard tool that allows remote teams to collaborate visually through sticky notes, diagrams, and brainstorming sessions. It enhances participation and creative thinking during digital transformation planning.

Implementation

- Use Miro for co-creation, meetings, and project planning.
- Helps SMEs modernize processes and adopt remote collaboration.
- Reduces dependence on paper and face-to-face meetings.

DRAFTING THE DIGITAL TRANSFORMATION STRATEGY

A digital transformation strategy is a **roadmap** that redefines how an organization operates, competes, and creates value through technology, data, and culture. It must be **practical**, **inclusive**, and **aligned with the SME's maturity level**.

Key Phases:

1. **Vision and Strategic Objectives**
   Define a clear digital vision that aligns with business values and long-term growth. Translate the vision into measurable goals such as improved efficiency, automation, and enhanced customer experience.
2. **Digital Maturity Assessment**
   Evaluate infrastructure, processes, and culture to identify strengths and gaps. Use results to prioritize achievable initiatives.
3. **Strategic Priorities**
   Focus on high-impact areas such as process redesign, technological modernization, data intelligence, customer experience, and people development. Ensure governance through a digital-leadership structure or committee.
4. **Operational Plan**
   Define the short-term actions, objectives, resources, and timeline to implement the strategy.
   Create a table mapping: **Action | Objective | Resources | Timeline | Notes.**
5. **Entrepreneurial Leadership**
   Foster a digital culture through communication, training, and role modeling.
   Ensure management commitment and continuous improvement.

PILOT PROJECTS

Pilot projects are **small-scale experiments** designed to test technologies and validate their potential before broader rollout. They are vital for minimizing risk and learning from real-world implementation. Each pilot should have:

- A clear **scope** and **targets** (KPIs, ROI, usability).
- Identified **resources** (people, budget, partners).
- Top **three risks** defined and mitigated.

Pilot projects ensure that digital adoption is evidence-based, measurable, and scalable.

End of Module 3 – Define Strategy

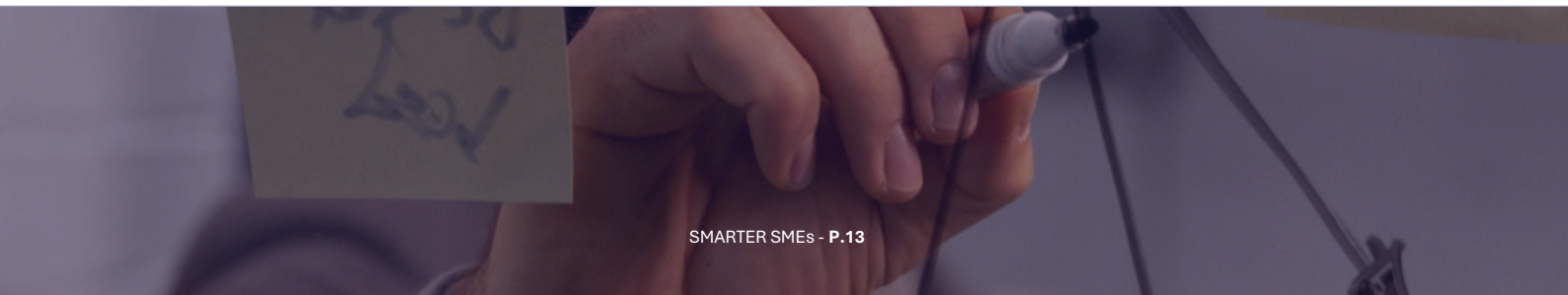



CHAPTER 4
IMPLEMENTATION

PURPOSE

This phase is dedicated to **turning the strategy into action**. It involves the deployment of selected technologies, collaboration with providers, internal coordination, and continuous monitoring to ensure that the digital transition is effective and sustainable.

Tutors should:

- Provide guidance on maintaining productive relationships between the SME and the technology provider.
- Address any early issues or misunderstandings promptly. Regularly check in to ensure smooth technology adoption.
- Guarantee that both parties clearly understand the **scope of implementation** before the process begins.

Entrepreneurs/SMEs should:

- Maintain open communication with both the practitioner and the partner.
- Be proactive in discussing service-related issues.
- Dedicate internal resources to support implementation.
- Encourage staff participation and ownership of the change process.

RESPONSIBILITIES

Tutor

- Ensure proper coordination between all stakeholders (SME, providers, staff).
- Facilitate regular progress reviews and provide technical or procedural clarification.
- Promote an adaptive mindset: learning from initial challenges and adjusting the plan accordingly.

Entrepreneur/SME

- Assign an internal project lead to coordinate communication and decision-making.
- Support the deployment of tools and workflows with proper training and documentation.
- Cultivate a positive attitude toward change across the team.

TOOLS TO SUPPORT IMPLEMENTATION

AUTOMATION AND IoT PLATFORMS

ThingsBoard

https://thingsboard.io/

ThingsBoard

Description:
An open-source IoT platform for device management, data collection, and real-time visualization. It enables users to connect, monitor, and control IoT devices through customizable dashboards and rule-based automation.

Benefit: Centralizes IoT management and enables data-driven automation.

Use Cases: Smart manufacturing, logistics, and energy monitoring.

OpenRemote

https://openremote.io

Description:
OpenRemote is an open-source IoT and Smart City platform designed to integrate and manage devices, sensors, and data streams. It enables users to create rules, automate workflows, and visualize data for applications such as building automation, mobility, and energy management. Its flexible architecture supports customized projects and large-scale deployments.

Benefit: Improves efficiency by enabling seamless automation and centralized control of connected systems.

LOW-CODE AND BUSINESS AUTOMATION TOOLS

Appsmith

https://appsmith.com

Description:
An open-source framework for quickly building internal business applications.
It connects databases, APIs, and third-party services while providing drag-and-drop widgets for dashboards and tools.
Developers can write custom logic in JavaScript, making it ideal for workflow automation and data management.

Benefit:
Speeds up internal tool development, reducing time and costs for business process optimization.

Budibase

https://budibase.com/

Description:
A low-code platform for creating internal applications and automation workflows with minimal coding. It connects easily to existing databases and APIs, allowing fast creation of custom dashboards, forms, and reporting tools.

Benefit:
Saves development time and boosts productivity by simplifying the creation of custom business apps.

AI AND PRODUCTIVITY TOOLS

SuiteCRM

https://suitecrm.com/

Description:
An open-source customer relationship management (CRM) platform for managing sales, marketing, and support. It offers lead tracking, workflow automation, reporting, and campaign management — suitable for businesses of all sizes.

Benefit:
Improves customer relationships by centralizing data and automating sales and marketing processes.

Read.ai

https://www.read.ai/

Description:
An AI-powered meeting assistant that analyzes online meetings in real time to produce summaries, key points, and engagement metrics. It integrates with major video-conferencing tools to capture decisions and participation, helping teams stay aligned.

Benefit:
Saves time by automatically summarizing meetings and clarifying follow-up actions.

IMPLEMENTATION BEST PRACTICES

1. **Plan Clearly Before Starting**
   - Define deliverables, timelines, and roles of all parties.
   - Clarify responsibilities between SME and provider to avoid scope drift.
2. **Ensure Continuous Communication**
   - Keep weekly or biweekly check-ins with all stakeholders.
   - Use collaborative tools (Teams, Slack, Miro) for progress tracking.
3. **Document Everything**
   - Maintain clear records of configuration steps, changes, and decisions.
   - This ensures transparency and supports replication in future projects.
4. **Empower and Train Employees**
   - Provide hands-on sessions to build internal confidence with the new technology.
   - Encourage feedback to adapt solutions to real workflows.
5. **Monitor and Adjust**
   - Evaluate KPIs regularly (efficiency gains, time savings, user adoption).
   - Be open to iterating or scaling down if necessary before expansion.

TUTOR'S ROLE DURING IMPLEMENTATION

- **Mediator:** Resolve conflicts or technical misunderstandings early.
- **Coach:** Encourage proactive learning among the SME team.
- **Observer:** Identify resistance and propose mitigation actions.
- **Evaluator:** Collect initial feedback to assess the solution's performance.

Tutors should act as facilitators and **change enablers**, ensuring that the implementation delivers tangible results and measurable progress.

EXPECTED OUTPUTS

At the end of the Implementation phase, the SME should have:

- The selected technology is deployed and operational.
- A trained team capable of managing and optimizing the system.
- A set of performance indicators to measure outcomes.
- Documented processes for future reference and scalability.

End of Module 4 – Implementation

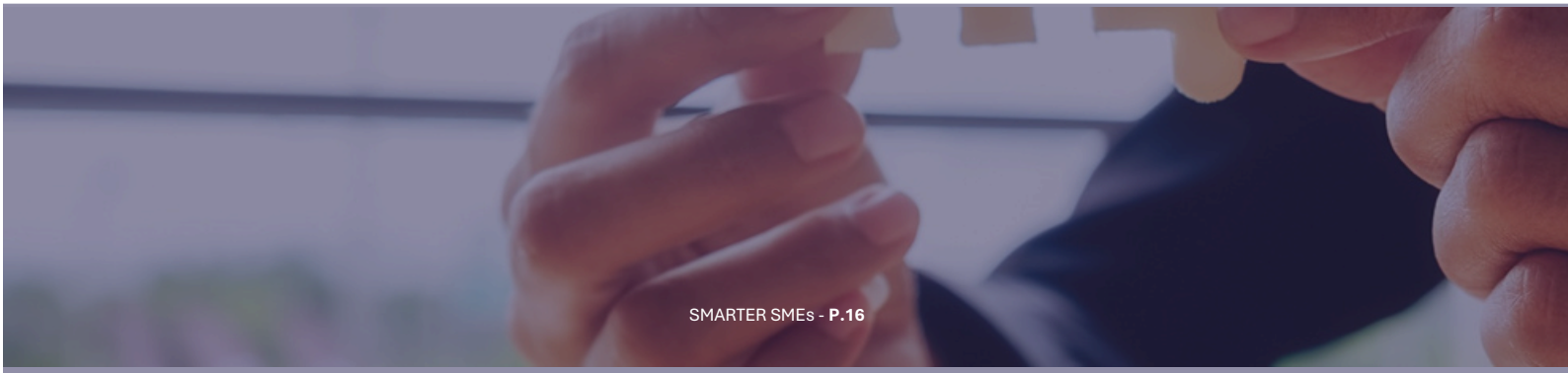



CHAPTER 5

Lessons Learned

PURPOSE

The final phase of the Tutoring Kit process focuses on **reflection, evaluation, and continuous improvement**. It ensures that the SME and the tutor capture all key insights, measure the impact of digital transformation, and use the experience to strengthen future initiatives.

Tutors should:

- Document key insights and success metrics from the entire process.
- Share case studies and best practices with other SMEs and stakeholders.
- Recognize the SME's efforts and achievements publicly, reinforcing their commitment to innovation.

Entrepreneurs/SMEs should:

- Participate actively in feedback sessions.
- Share internal insights that could help other SMEs.
- Evaluate overall impact and return on investment (ROI).
- Communicate openly about what worked well and what did not.
- Use lessons learned to improve future digital projects.

RESPONSIBILITIES

Tutor

- Structure and facilitate the review process.
- Collect both quantitative and qualitative evidence of results.
- Encourage transparency and a growth mindset.
- Disseminate results and promote peer learning across networks.

Entrepreneur/SME

- Provide honest feedback about implementation challenges. Contribute measurable data and testimonials.
- Take ownership of improvement actions derived from the evaluation.

EVALUATION PROCESS

1. Evaluate Results vs. Objectives

Conduct a thorough review of whether the pilot or project met its defined goals. Use both **quantitative data** (KPIs, metrics, ROI) and **qualitative feedback** (usability, staff perception, customer satisfaction).

Questions to guide the evaluation:

- Did the technology perform as expected?
- Were time, cost, and efficiency goals met?
- Did staff adopt and use the solution effectively?
- What unexpected outcomes — positive or negative — emerged?

The findings from this evaluation form the foundation for the Lessons Learned report.

2. Gather User Feedback

Feedback from real users — employees, customers, partners — is essential to understanding the full impact of the digital solution.
Tutors should collect input through structured interviews, surveys, or informal debrief sessions.

Focus areas:

- Ease of use and user confidence.
- Alignment between user expectations and system performance.
- Training needs or support gaps.

This process helps identify what additional support may be needed to ensure long-term adoption.

3. Document Lessons Learned

Create a clear and structured record of:

- What went well (success factors).
- What challenges were faced and how they were managed.
- What should be done differently in future rollouts.

The documentation should include:

- A brief project summary.
- Main outcomes (KPIs achieved).
- Identified risks and mitigation measures.
- Key enablers (tools, team, partnerships). Recommendations for replication or scaling.

This document becomes part of the SME's **knowledge repository**, guiding future decisions.

4. Plan for Continuous Improvement

Digital transformation is not a one-off process but an ongoing evolution.
The SME should treat the pilot as a **version 1.0**, ready to be iterated and refined.

Steps to support continuous improvement:

- Define short review cycles (e.g. quarterly or biannual).
- Use monitoring dashboards to track performance evolution.
- Adjust processes and update tools based on new insights.
- Maintain feedback loops with users and technology partners.

Continuous learning ensures the SME remains competitive, adaptable, and resilient to change.

GOOD PRACTICES

1. Scale Up Strategically

If the pilot is successful, plan its expansion in a phased manner:

- Evaluate infrastructure, budget, and human resources before scaling.
- Start with low-risk departments or product lines to test scalability.
- Avoid overwhelming the system by prioritizing stability and integration.

Scaling should be based on **evidence of success**, not assumption.

2. Provide Ongoing Training and Support

Digital adoption requires people, not only tools.

- Offer refresher training sessions for staff and management.
- Update user manuals and FAQs as systems evolve.
- Establish an internal help desk or point of contact for ongoing issues.
- Address resistance to change with empathy and encouragement.

Building long-term digital capacity prevents regression and enhances innovation readiness.

3. Disseminate Success and Embed in the Brand

Promote the project's success internally and externally to strengthen the SME's reputation as a forward-looking, digitally mature organization.
Ways to disseminate:

- Publish short success stories or testimonials on the company website and social media.
- Present at local or regional events to inspire other SMEs.
- Integrate digital transformation as part of the corporate identity and brand narrative.

This communication also increases employee pride and customer trust.

4. Monitor Long-Term Impact and Alignment

Continue evaluating the impact of the digital solution over time to ensure it remains aligned with business strategy and market conditions.
Monitor:

- Adoption rates and user satisfaction.
- System performance and ROI over time.
- Integration with other tools and business processes.
- Emerging technologies that could enhance or replace current systems.

Long-term monitoring strengthens resilience and helps anticipate new opportunities for innovation.

OUTPUTS OF THE LESSONS LEARNED PHASE

At the end of this phase, the SME and the tutor should have:

- A complete **Lessons Learned Report**, structured and accessible.
- A summary of **key success factors and improvement actions**.
- A defined plan for **continuous monitoring and upskilling**.
- Insights shared with peers or local business networks to multiply impact.

End of Module 5 – Lessons Learned

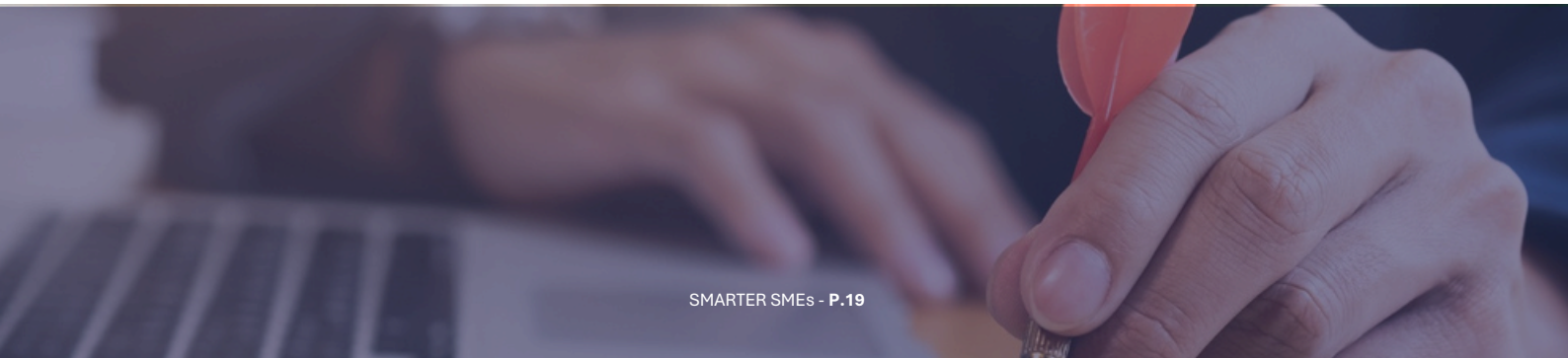

BY NC SA

SMARTER SMEs

Strategic Mindsets and Redesigned Technological Environments Regenerate

Funded by the European Union. Views and opinions expressed are however those of the author(s) only and do not necessarily reflect those of the European Union or the European Education and Culture Executive Agency (EACEA). Neither the European Union nor EACEA can be held responsible for them.

Project number 2023-1-IT01-KA220-VET-000156018
with support from the European Commission.

Co-funded by the Erasmus+ Programme of the European Union

Project Partners

CNA Artigiani Imprenditori d'Italia Abruzzo

aeb Câmara de Comércio e Indústria de Braga

ceai

emcra Co-shaping Europe

FEMETAL INDUSTRY Advanced Manufacturing Cluster of Metal Industry in Asturias

GAIA

ROSCIOLI development